

Committee	Dated:
City Bridge Trust	28 th November 2019
Subject: Grants analysis, trends and management	Public
Report of: Chief Grants Officer & Director of City Bridge Trust (CGO)	For Information
Report author: Jemma Grieve Combes, Head of Impact and Learning	

Summary

This paper provides an update on progress against your 2019/20 grants budgets and summarises those grants awarded and in management.

Recommendation

Members are asked to:

- a) Note the report

Main Report

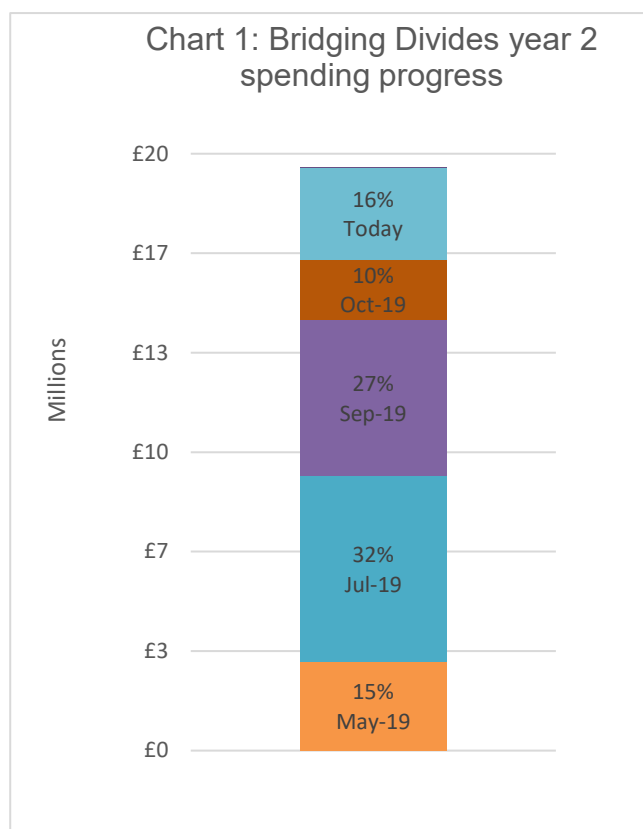
Background

1. Your current grant making is comprised of three main schemes: Bridging Divides, Anniversary Programmes and Prince's Trust.

Bridging Divides

2. Bridging Divides is City Bridge Trust's (CBT) funding strategy and programmes for 2018-2023. It launched in April 2018, replacing Investing in Londoners which ran from 2013 to 2018.
3. Total spend to date and applications considered at today's meeting are shown in your 'Grants Budget and Applications' report elsewhere in your papers.

4. **Spending rate:** Chart 1 shows the spending rate at each Committee meeting. We have had several meetings with exceptionally high spend, plus an additional meeting in October, due to concerted efforts by the Trust to decrease the backlog of applications. If approved, Today's spend will use most of the remainder of your original allocation of funders for 2019/20.



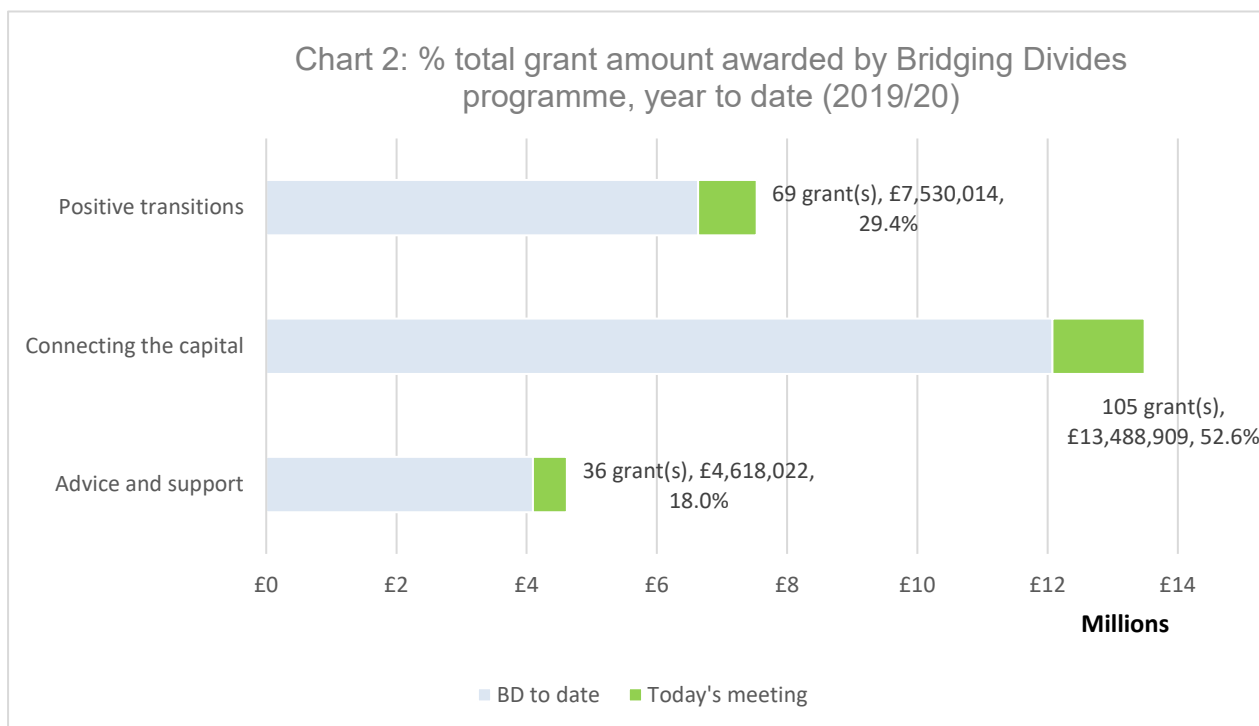
5. This should not limit your decision-making today since Court of Common Council has allocated £100m over the lifetime of Bridging Divides and there is flexibility in the timing of how CBT commits these funds, with the £20m annual allocation being indicative of planned commitments for each year.
6. **Grant variations:** Writebacks and variations of funds to date, including those reported at today's meeting, total £106,569. Unusually this includes a small increase (£378) to the LMA for its work to archive historic CBT files. This represents 0.6% of the annual grants budget.
7. **Assessments in progress:** The Trust is currently considering applications at a total request value of £25,516,360. This value continues to increase and is at a higher level than in previous years (November 2018: £17,087,579). This reflects the increased application rate and increased average request amount.

Table 1: Proposed use of remaining budget	£	Number
Value of submitted applications - pending	25,051,780	185
Value of proposed strategic initiatives	464,580	5
Total requests under assessment	£25,516,360	190

8. **Awards made against grant outcomes:** Under your Bridging Divides grants scheme you have three main programmes which aim to achieve different thematic outcomes. Charts 2 and 3 show the context of the applications you will consider today against the grants awarded by programme area since the launch of Bridging Divides.¹²

¹ This chart excludes eco audits, small grants, stepping stones (pre rolling programme), ideas please and strategic initiatives.

² Today's meeting includes all main Bridging Divides open application grants reported at today's meeting including those that have already been approved by delegated authority.



9. Connecting the Capital and Positive Transitions include a number of different priority areas. Charts 3 and 4 show the breakdown of grants awarded to date under each of these programmes.
10. The proportion of spend for each of the Connecting the Capital priority funding areas remains similar, with a small increase against capacity building support and a small decrease against arts, sports, health and wellbeing projects for older people – however both remain the primary areas of spending and this is a fluctuation rather than a trend.
11. The proportion of spend for each of the Positive Transitions priority funding areas again remains fairly steady but with small fluctuations showing increased spend in your Disabled people (choice and control) and migrants and refugees priority areas.

Chart 3: Connecting the capital: % spend by type of funded activity to date

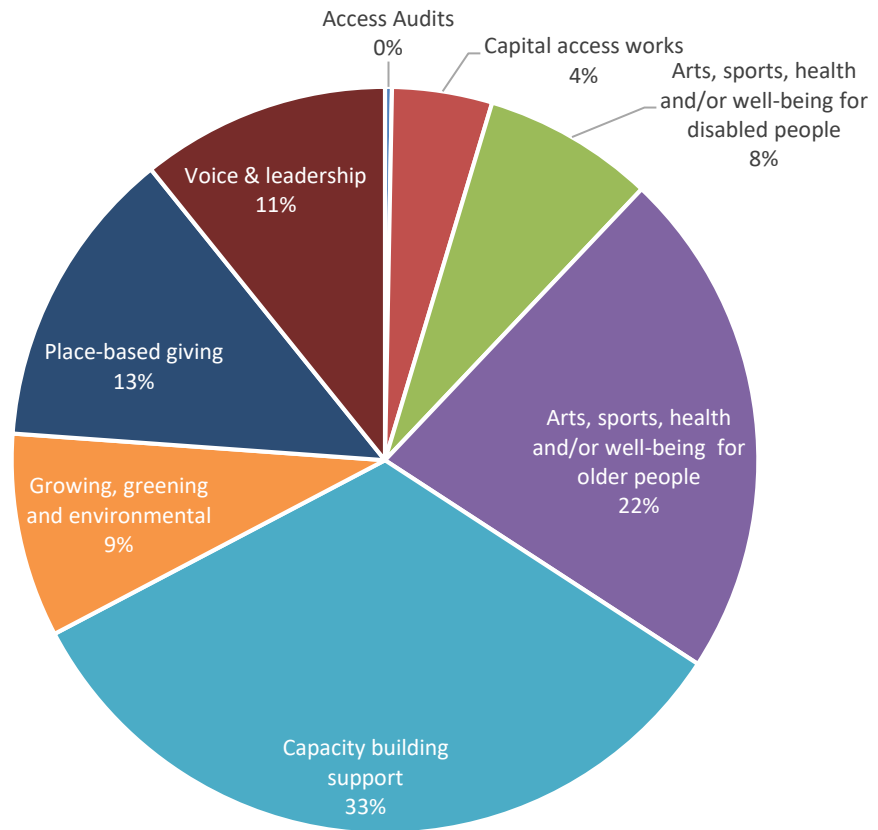
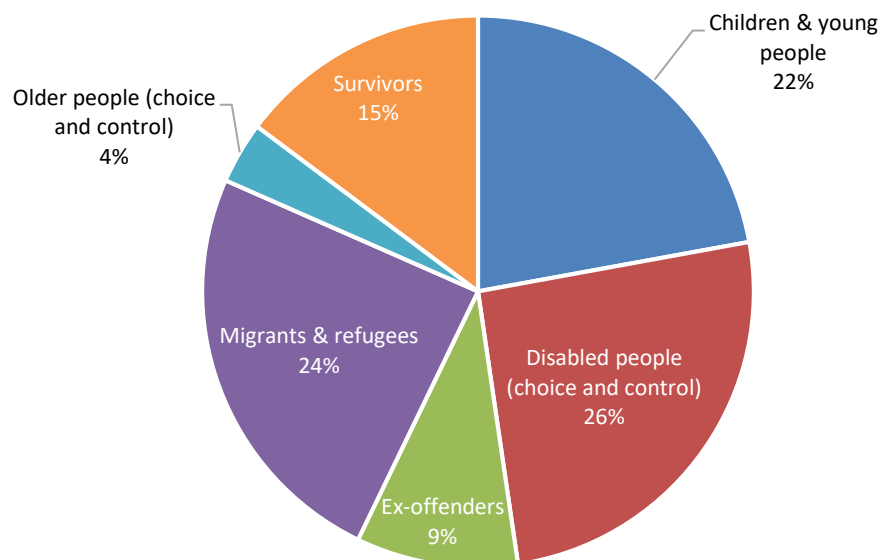


Chart 4: Positive transitions: % spend by type of funded activity to date



Anniversary programmes

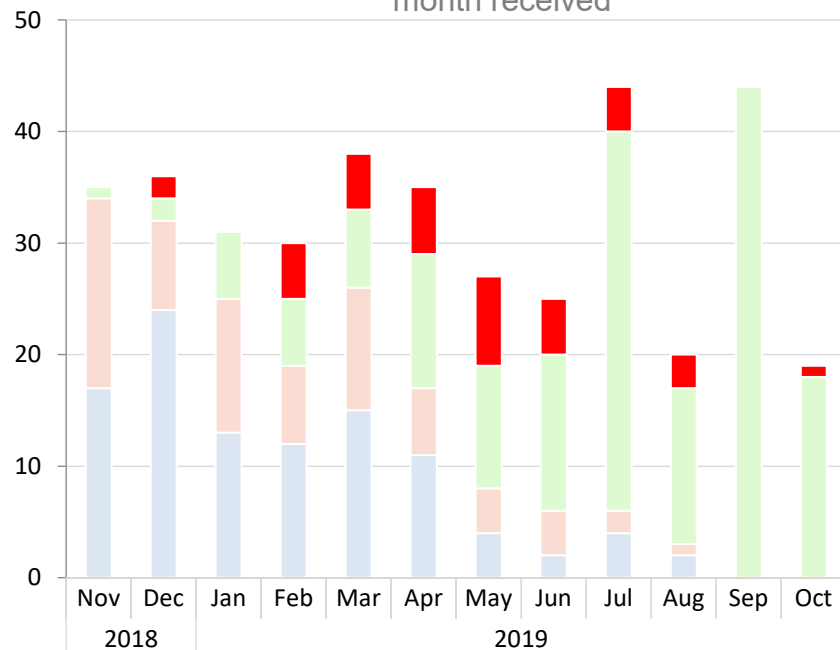
12. The Anniversary fund approved in 2015-16 is designated for use towards an employability and an infrastructure programme.
13. **Employability programme:**
Funds of £4,735,000 for the Employability Programme were fully committed in 2017/18. Some amounts within that will be formally allocated in future years over the 5-year life of this programme.
14. **Infrastructure Programme:**
62% of the total Infrastructure Programme budget of £3,713,000 was committed at the end of 2018-19. Of the remaining £1,934,945, £772,230 has been approved in the year to date towards the Cornerstone Fund and Bridge Fund, leaving £1,164,390 to spend.
15. **Prince's Trust**
The Trust has managed a grant programme with The Prince's Trust since 2014. At your March 2018 meeting you approved a 3-year commitment of £3,000,000.

Work in progress

16. **Progress of applications:** Chart 5 shows the application rate and progress of Bridging Divides applications from the oldest pending application.³ The peaks in July and September are notable and the Impact and Learning team are working with the Funding Directors to monitor application rates and manage workflow.
17. **Grants in Management value:** The total value of the grants across all programmes currently under the management of your Funding Managers is approximately £39,519,723.
18. **Grants in management learning and monitoring:** In the financial year to date your officers have assessed and signed off 153 annual progress reports from grantees and conducted 15 learning visits. Chart 6 shows the completion of reports by month.

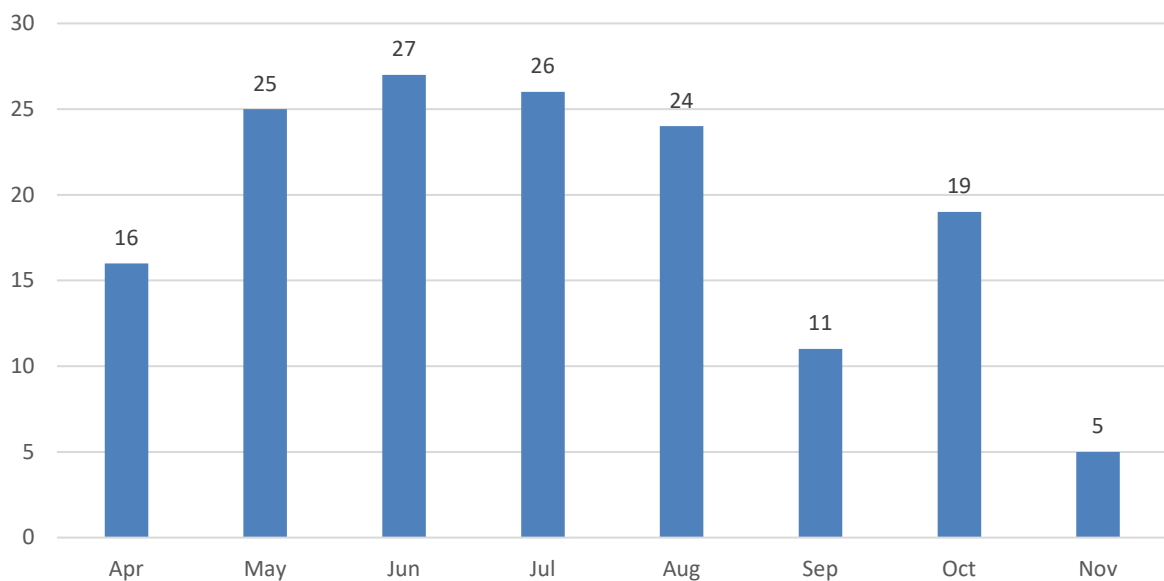
³ From July 2019 onwards these figures include only main Bridging Divides applications and exclude eco audits, strategic initiatives, small grants, ideas please and stepping stones (before it moved to a rolling programme), as they are approved through different application processes than your standard Bridging Divides grants.

Chart 5: Progress of Briding Divides pending applications by month received



Grand Total	35	36	31	30	38	35	27	25	44	20	44	19
Today's meeting	0	2	0	5	5	6	8	5	4	3	0	1
Pending	1	2	6	6	7	12	11	14	34	14	44	18
Declined	17	8	12	7	11	6	4	4	2	1	0	0
Approved	17	24	13	12	15	11	4	2	4	2	0	0

Chart 6: 2019/20 progress reports assessed



Jemma Grieve Combes

Head of Impact and Learning

T: 020 7332 3174 E: jemma.grievecombes@cityoflondon.gov.uk